

A2T Features

- 12-bit resolution field programmable from 2 to 4,096 codes per revolution (3,600 factory default)
- Full 360° range, 7 msec update time
- Low power drain of 18.5 mA max., and 2.5 mA in sleep mode
- Field programmable parameters such as setting zero position point (free demo software provided)
- EEPROM stores downloadable parameters
- 9,600 baud default data rate adjustable up to 115K baud
- 12-bit analog voltage output option (0 to +3.599 volts factory default setting. Field programmable up to 0 to +4.095 volts)
- Multi-turn mode (note: power must be maintained to prevent reset to zero)
- -25° to 70° C. operating temperature
- Simple, low cost



A2T Product Description

The A2T is a single axis, digital gravity angle sensor. The A2T serves as a full 360° range absolute tilt sensing programmable level with either digital or analog output. Internally, a rotary bar-coded disk is mounted to a weighted gravity-driven wheel. A micro-controller strobes an LED to transfer the bar code image onto an optical linear array which decodes the tilt angle. Magnetic damping provides a fast response and settling time. An internal EEPROM stores field programmable parameters such as resolution, zero position, direction swap, and mode.

The A2T communicates over an RS485 style serial bus utilizing US Digital's SEI (Serial Encoder Interface), which allows for simple, quick, and convenient networking of multiple SEI devices on a single network. PLCs, motion controllers, and computers can also reside on the SEI bus by using US Digital's SEI to USB interface device. For complete information about the SEI bus, please refer to the SEI Communications Protocol (<https://www.usdigital.com/support/resources/reference/user-guides/sei-absolute-encoder-communications-protocol/>) webpage. Cable CA-MD6A-SS-MD6 (<https://www.usdigital.com/products/accessories/cables/6-pin/ca-md6a-ss-md6/>) and the SEI-USB (<https://www.usdigital.com/products/accessories/interfaces/usb/sei-usb/>) can be used to interface the A2T to a USB port.

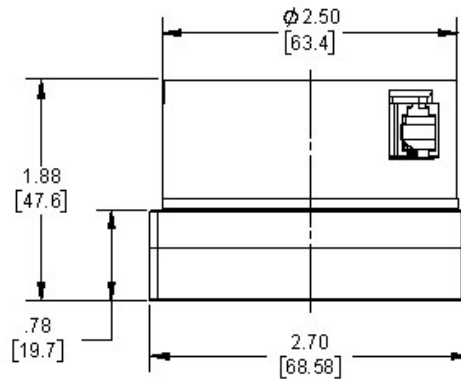
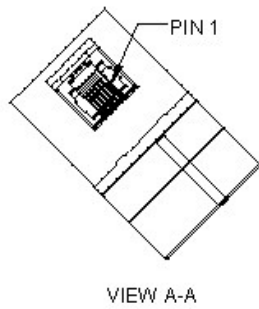
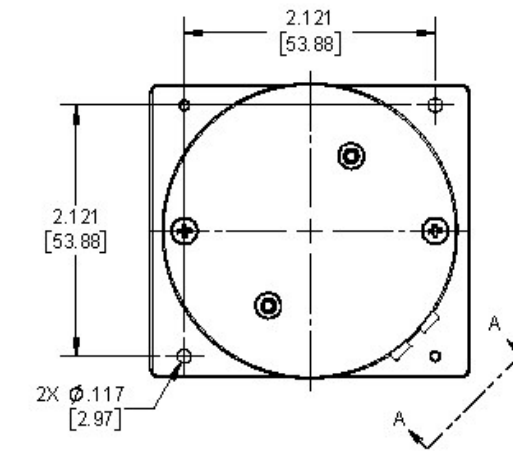
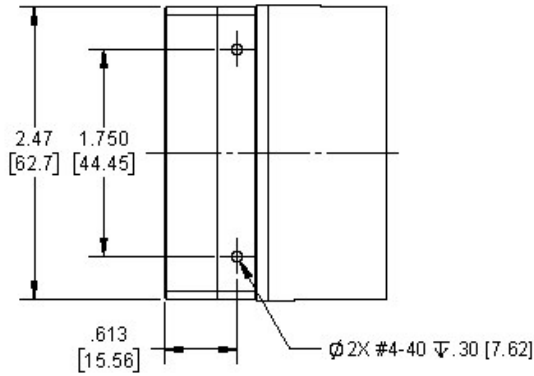
The A2T is also available with an optional analog output. The analog output option provides a maximum voltage range of 0 to 4.095 volts with 12-bit resolution. The output voltage can be scaled by simple SEI commands to provide user-defined voltage ranges. From the factory, the analog output voltage is set to 0 to 3.599 VDC range. Please note that with the A2T analog output option, only one device may reside on an SEI bus.

Typical applications include heavy construction equipment, dredging machinery, mining equipment, solar tracking, and warehouse automation.



Mechanical Drawings

A2T Absolute Optical Inclinometer



RELEASE DATE: 02/06/2019



1400 NE 136th Avenue
Vancouver, Washington 98684, USA

info@usdigital.com
sales@usdigital.com
www.usdigital.com

Local: 360.260.2468
Toll-free: 800.736.0194

UNITS: INCHES (MM)
METRIC SHOWN FOR REFERENCE ONLY

Specifications

ENVIRONMENTAL

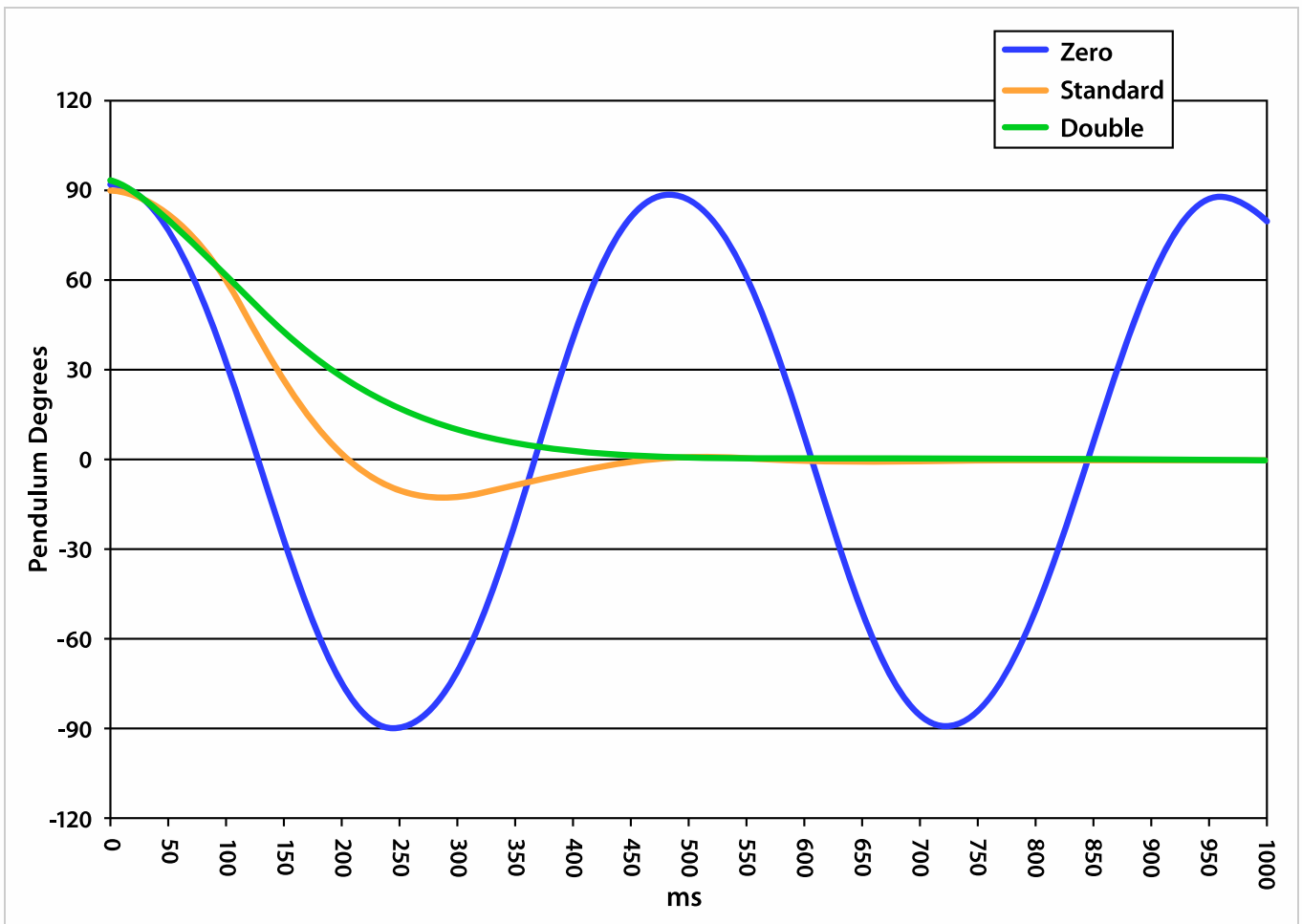
| PARAMETER | VALUE | UNITS |
|--|-----------|-------|
| Operating Temperature | -25 to 70 | C |
| Vibration (5Hz to 2kHz) | 20 | G |
| Electrostatic Discharge, IEC 61000-4-2 | ± 4 | kV |



MECHANICAL

| Parameter | Value |
|-------------------------------------|--------------------|
| Settling Time | 0.6 to 1 sec. typ. |
| Pendulum Undamped Natural Frequency | 2 Hz typ. |
| Weight | 9.40oz. |

DAMPING



Damping affects settling time and overshoot. Standard damping will fit most applications. Double damping eliminates oscillation but settles to the final position more slowly. Some applications may require double damping to average out cyclic motion such as found in moving vehicles. Damping options can be specified when ordering.



ELECTRICAL

- Specifications apply over entire operating temperature range.
- Typical values are specified at Vcc = 12V and 25C.

| Parameter | Min. | Typ. | Max. | Units |
|--|-------|-------|-------|---------|
| Supply Voltage | 7.5 | 12 | 16 | V |
| Supply Current @ 12V supply | | | | |
| Active | | 14 | 18.5 | mA |
| Sleep | | 2.5 | | |
| Analog Output Impedance | | 51 | | Ohms |
| Zero Scale Analog Voltage | 0 | 2 | 12 | mV |
| Full Scale Analog Voltage | 4.066 | 4.095 | 4.124 | V |
| Output Noise (Analog version) | | 10 | | mV rms |
| Differential Nonlinearity (Analog version) | -1.0 | | 1.0 | LSB |
| Integral Nonlinearity (Analog version) | -1.0 | | 1.0 | LSB |
| Absolute Accuracy (SEI interface version) | | 0.18 | 0.25 | Degrees |
| Angle tracking speed | | | | |
| Single-turn mode | | | 3600 | RPM |
| Multi-turn mode | | | 1800 | |
| Position Update Rate (1) | | | 7 | msec. |

(1) The internal microcontroller takes a snapshot of the disk every 7 msec. and stores the position in memory. It responds immediately to a "report position request" by sending the most recently computed position.

DEFAULT SETTINGS

| Parameter | Default value | Volatile? |
|---------------|---------------|--------------|
| SEI address | 0 | Non-volatile |
| Resolution | 3600 | Non-volatile |
| Origin offset | 0 | Non-volatile |
| Baud rate | 9600 | Volatile |
| Mode | 0 | (1) |

(1) Mode is always restored from non-volatile EEPROM on power-up; however, there are separate SEI commands for setting the RAM copy only, or both the RAM copy and the non-volatile EEPROM copy. For an explanation of the Mode bits, see SEI Absolute Encoder Communications Protocol (<https://www.usdigital.com/support/resources/reference/user-guides/sei-absolute-encoder-communications-protocol/>).



ANALOG OUTPUT

The analog version of the A2T has a 12-bit DAC on the output which feeds to 2 lines that are otherwise used for the BUSY handshaking pair. This DAC has a full range of 0 to 4.095V which is 1 mV per count. The absolute position value the internal microcontroller sends to the DAC is the same as the digital value that it sends to the host over SEI. Since the resolution (which represents the number of CPR) is field programmable, the range of the DAC will also follow that setup. The default resolution is 3600 CPR, which yields 1 count per tenth of a degree. This makes the DAC output equal to 1 mV per tenth of a degree or 0 to 3.599V. If you want the DAC to have the full range to 4.095V, set the single turn resolution to 4096. This is easily done with the available software which runs on a PC.

Please Note: The BUSY handshaking lines are replaced by the analog output option. This means that only one device will be able to connect to the SEI bus (<https://www.usdigital.com/support/resources/reference/user-guides/sei-serial-encoder-interface-bus/>) when using the analog output option.

PIN-OUT

| PIN | DESCRIPTION |
|-----|------------------|
| 1 | Ground |
| 2 | Busy+ Analog+ |
| 3 | Busy- Analog- |
| 4 | Power |
| 5 | Data L |
| 6 | Data H |



PRODUCT CHANGE NOTIFICATIONS

| Title | Date | Description | Download |
|--|-----------|--|---|
| EOL Sealed Housing Option - PCN 1021 | 4/11/2013 | <p>This PCN is a formal notification that US Digital is discontinuing the Sealed Housing option for the following products:</p> <ul style="list-style-type: none">• A2 Absolute Optical Encoder• A2T Absolute Optical Inclinator• H1 Ball Bearing Optical Shaft Encoder• H3 Ball Bearing Optical Shaft Encoder• S1 Optical Shaft Encoder• S2 Optical Kit Encoder <p>The Sealed Housing option provides the encoder with low-level capability of surviving in moisture environments, however, the encoder is NOT waterproof or intended to be used in applications where this is required.</p> | <p>Download (https://www.usdigital.com/support/resources/product-change-notifications/pcn-1021-eol-sealed-housing-option/)</p> |
| A2/HD25A Product Lines Detector Upgrade - PCN 4537 | 8/18/2014 | <p>As part of our ongoing continuous improvement efforts, US Digital is updating our A2 and HD25A product lines design by utilizing surface mount devices for the detector and LED. Previously these were through-hole devices. This change is transparent with the exception of minor cosmetic differences for the A2 kit style encoder, and Spacer Tool used in the kit assembly process.</p> | <p>Download (https://www.usdigital.com/support/resources/product-change-notifications/pcn-4537-a2-hd25a-product-lines-detector-upgrade/)</p> |

Notes

- Cables and connectors are not included and must be ordered separately.
- US Digital® warrants its products against defects in materials and workmanship for two years. See complete warranty (<https://www.usdigital.com/company/warranty>) for details.